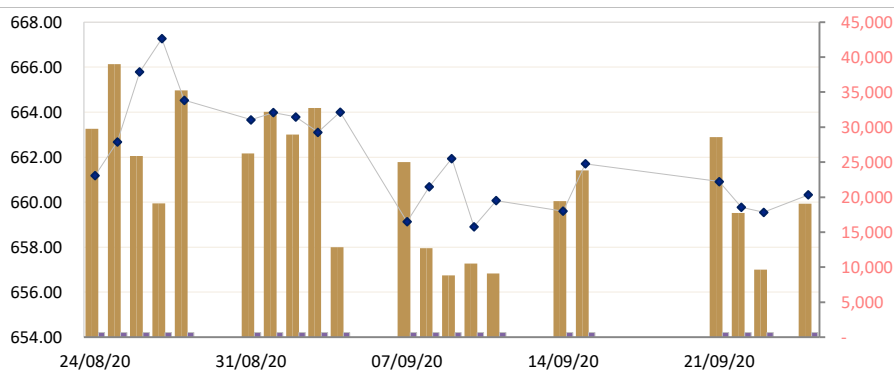




CAMBODIA SECURITIES EXCHANGE: MARKET SUMMARY

Index / Companies	Previous Day	Open	Closing	Change	% Change	From Listed till Today		Volume	Value (KHR)
						High	Low		
Index	659.55	659.03	660.33	0.78	▲0.12	1,108	305	19,070	166,229,320
PPWSA	6,100	6,140	6,140	40	▲0.65	10,300	2,700	100	614,000
GTI	3,300	3,300	3,300	0	0.00	9,780	2,110	0	0
PPAP	11,700	11,680	11,680	-20	▼0.17	13,380	4,600	100	1,168,000
PPSP	2,290	2,300	2,280	-10	▼0.44	3,650	2,030	1,549	3,453,100
PAS	13,980	13,980	14,020	40	▲0.29	23,800	4,620	2,522	31,317,240
ABC	17,300	17,280	17,300	0	0.00	23,600	16,180	5,527	95,602,200
PEPC	3,220	3,220	3,300	80	▲2.42	3,990	3,190	9,272	31,317,240

CSX DAILY STOCK INDEX (Last 30 Days)



LISTED COMPANIES

PPWSA	Phnom Penh Water Supply Authority
Industry	Water Utility
GTI	Grant Twins Int. (Cambodia) Plc.
Industry	Apparel Clothing
PPAP	Phnom Penh Autonomous Port.
Industry	Port Services
PPSP	Phnom Penh SEZ PLC.
Industry	SEZ Developer
PAS	Sihanouk Ville Autonomous Port.
Industry	Port Services
ABC	ACLEDA Bank
Industry	Financial
PEPC	PESTECH Cambodia
Industry	Electricity

SECURITIES NEWS

CAMBODIA : Market Watch

Cambodia's securities exchange index closed at 659.77 points yesterday contracting by 0.17 percent (decreasing 1.15 points) while trading volumes were at 215,746,570 riels (\$52,514) with 17,723 shares exchanged. ABC fell 40 riels to close at 17,300 riels, recording the highest trading volume at 107 million riels. PAS held steady to close at 14,000 riels, recording the second highest trading volumes at 67 million riels. PEPC fell 10 riels to close at 3,240 riels. PPAP rose 200 riels to close at 11,700 riels. PPSP held steady to close at 2,290. PWSA fell 40 riels to close at 6,060 riels. (Khmer Time New)

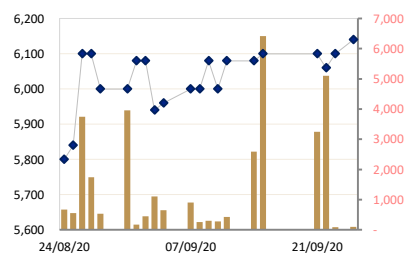
CAMBODIA : PRASAC releases second-quarter report

PRASAC Microfinance Institution Plc, the largest microfinance provider in Cambodia, has released its 2020 second quarterly audited report to the Securities and Exchange Commission of Cambodia (SECC), audited by Ernst & Young (Cambodia). The report recorded quarterly revenue at 431.531 billion riels (\$105,357,782), before-tax profit at 66.053 billion riels (\$16,127,434) and after-tax profit (at the corporate rate of 20 percent) at 52.839 billion riels (\$12,901,117). Results are mixed compared with the company's 2019 financials over the same period, with revenue up from 384.723 billion riels (\$93,933,582) but before-tax profit down from 129.681 billion riels (\$31,662,783). PRASAC's Executive Vice-President and Chief Marketing Officer Say Sony said the reason for the large profit decline was from "loan-loss provisions" this quarter because of the COVID-19 pandemic. A loan-loss provision is an income statement expense set aside as an allowance for uncollected loans and loan payments. The provision is used to cover different kinds of loan losses such as non-performing loans, customer bankruptcy and renegotiated loans that incur lower-than-previously-estimated payments. (Khmer Time New)

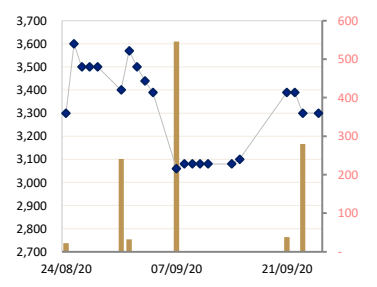
US : TikTok Global set to launch IPO, parent company says

TIKTOK Global plans to hold a public listing, its Chinese parent company ByteDance Ltd said on Monday, after announcing a deal over the weekend that would avert a shutdown of the

PPWSA DAILY STOCK PRICE



GTI DAILY STOCK PRICE



popular app in the US. The agreement, which has been approved by US President Donald Trump, sees Silicon Valley giant Oracle Corp become the data partner for the video-sharing platform while Walmart Inc becomes a commercial partner, creating a new US company called TikTok Global. On Monday, ByteDance said in a statement on social media that TikTok Global plans to launch a “small round of pre-IPO [initial public offering] financing”, after which it would become an 80 per cent-owned subsidiary of ByteDance. The company added that the board of directors of TikTok Global includes ByteDance founder Zhang Yiming, along with its current directors and the CEO of Walmart. “TikTok Global will also launch a listing plan to further enhance its corporate governance structure and transparency,” the statement said. It did not say how much it intended to raise or where it plans to list. Bloomberg News reported that ByteDance was seeking a valuation of \$60 billion for TikTok, citing a person familiar with the matter. TikTok – which became a global phenomenon with its brand of short, addictive phone videos – has come under fire in recent months as tensions escalate between China and the West. (*Phnom Penh Post*)

BUSINESS & ECONOMIC NEWS

CAMBODIA : ADB: Cambodian Economy to Shrink -4.0 Percent in 2020 and Bounce Back in 2021

Diversification of both export products and their destinations are reportedly behind the Asian Development Bank's (ADB) revised economic predictions for Cambodia, after reporting in June 2020 that they forecast negative GDP growth of -5.5 percent for the year. This has been adjusted to include more recent developments and now the ADB is expecting a slightly better year for Cambodia, with an economic contraction of -4.0 GDP growth. “The projection for 2020 is quite conservative,” explained ADB's Country Director Sunniya Darrani-Jamal. “It is definitely higher than the government's own predictions of -1.9 percent.” However, while Cambodia is set to weather the economic storm of COVID-19 this year, the ADB sees the economy on track for a strong resurgence in 2021 with GDP growth of 5.9 percent. “Given the impact that COVID-19 has had, not so much in terms of health impact, but in terms of economic impact on Cambodia, then we see a widening of the current account deficit this year,” Durrani-Jamal added, suggesting that the pandemic has seen the value of Cambodia's exports drop below the cost of its imports. “I would just like to add that there has been a strong performance economically in Q1 which is why we revised our projections,” explained Durrani-Jamal. She praised the Cambodian government's speed in responding to the pandemic with policy in terms of border closures and cash transfer programs. (*Cambodianess*)

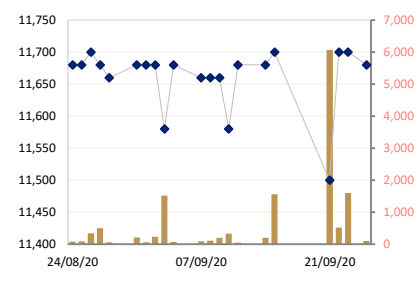
CAMBOIA : Boost for special economic zones

Cambodia exports via Svay Rieng province-based special economic zones (SEZs) alone reached more than \$124.87 million in August, an increase of more than \$57 million in July, according to figures from the Ministry of Commerce. Most products exported were garment, footwear, bicycles and spare parts and most were sent to the US and EU markets. The figure shows that the combined export value in four SEZs in the province reached about \$680 million during the first eight months. As one of the Kingdom's border provinces, Svay Rieng is one of the country's main economic corridors with a new border gate for goods transportation expected to open soon to facilitate the trade and tourism sector while the study on the Phnom Penh-Bavet Expressway project is on track after China Railway International Group Co Ltd has submitted the results of a technical study to the government. The ministry is waiting for the results of the financial study report from the company in mid-October to take as a basis for its decision. As one of the Kingdom's border provinces, Svay Rieng is one of the country's main economic corridors with a new border gate for goods transportation expected to open soon to facilitate the trade and tourism sector while the study on the Phnom Penh-Bavet Expressway project is on track after China Railway International Group Co Ltd has submitted the results of a technical study to the government. (*Khmer Times New*)

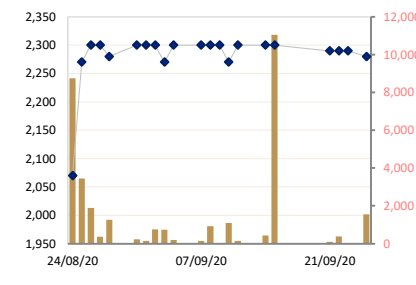
CAMBOIA : Steel-Processing plant in Kampong Speu province set to commence operations

The plant is owned by China's Hong De Sheng (Cambodia) Steel Co., Ltd., located in Oudong district, Kampong Speu province. The company uses mantle scraps collected from local and imports semi steel products to process for finished products. Yos Monirath, Director General of Mines at the Ministry of Mines and Energy, on Monday welcomed the plant establishment and said that there are currently steel-processing plants using metal scraps to produce steel, but no plants using iron extracted locally to produce steel. “So far, there have been licensed firms exploring iron ore in Preah Vihear province, but no plant using extracted iron ore [to produce steel] has been established yet as the amount of iron ore is too small for processing,”

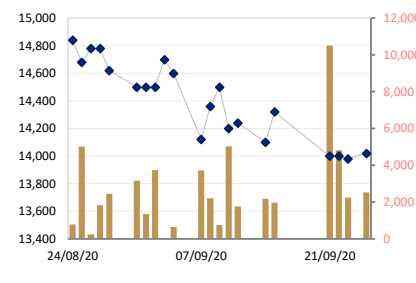
PPAP DAILY STOCK PRICE



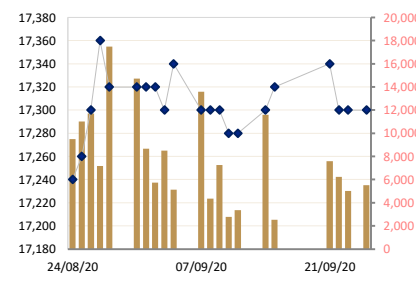
PPSP DAILY STOCK PRICE



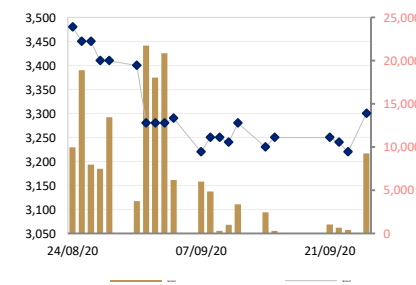
PAS DAILY STOCK PRICE



ABC DAILY STOCK PRICE



PEPC DAILY STOCK PRICE



he said. According to its website, Hong De Seng (Cambodia) Steel Co., Ltd. was established in 2019. The plant is scheduled to operate this year. *(Khmer Time New)*

CAMBOIA : Property investors increasingly eye Kampot

A local and Chinese joint-venture – Gold Coast International Development Co Ltd – plans to invest nearly \$25 million in the construction of a mixed commercial centre in Kampot province, a coastal area with potential for tourism and real estate. The project was unveiled at a meeting of the provincial investment subcommittee chaired by Kampot provincial governor Cheav Tay on Friday. Tay said the company has proposed investment in the construction of a mixed-use commercial centre, including a four-star hotel, condominiums, shopping malls, entertainment centres and tourism services, with a capital investment of \$24.8 million. He said the project will be built on an area of 42ha located in Thkov village, Russey Srok Khang Koeut commune, Kampong Trach district, Kampot province. The provincial administration has decided to set up a joint working group to conduct a detailed study at the actual site to assess the impact and geographical location. “We recommend the company collaborates with provincial officials on technical, legal and relevant documents to request to the Council for the Development of Cambodia and the government to review and approve this investment project,” he said. The Kampot provincial administration, including the municipal and district administrations, issued permitted letters for 238 construction projects with a total capital investment of more than \$3.13 million in 2019, Tay said. *(Phnom Penh Post)*

US-CHINA : US-China trade war reinforces change in Asia’s manufacturing landscape

However, despite the disruption this year, the effects of the tariffs remain clear and the long-term shifts that were already occurring before the pandemic are unlikely to be reversed. One of the most obvious impacts is the shift in the Asian manufacturing landscape. Manufacturing of many goods now facing tariffs when imported by the US from China, has moved out of China for manufacturing in neighbouring countries. One of the most obvious examples is US imports of Christmas tree lights which has seen Cambodia take over a large part of China’s market share. Another example is US imports of bicycles. “As the tariffs have provoked a shift in manufacturing within Asia rather than a return of production to the US, volumes being shipped out of Asia remained quite stable before the pandemic hit. The biggest change was in intra-Asian volumes,” says Peter Sand, BIMCO’s Chief Shipping Analyst. “The shock of the pandemic has caused temporary change, but the changes that have occurred in response to the tariffs will stick around through the pandemic,” Sand adds. This analysis will focus on two commodities: bikes and Christmas tree lights, as well as the overall changes in US imports from China and the rest of Asia. *(Hellenic Shipping New)*

JAPAN : Japan mulls tax breaks for international firms

Aiming to raise Japan’s status as a global financial centre, the government and ruling parties plan to study a system to encourage the entry of overseas financial institutions and the hiring of foreign finance professionals. The main pillars of this system would be reducing corporate and inheritance taxes, as well as beefing up English-language support for business licensing procedures. With Prime Minister Yoshihide Suga eager to expand the hiring of financial specialists, the government is hurrying to prepare the necessary environment. The opaqueness of the tax system is considered a major barrier for foreign financial institutions looking to expand into Japan. For example, performance-based executive compensation paid by asset management companies may not be deductible in Japan, due to reasons such as large fluctuations in the amounts. This leaves companies unable to reduce their taxable income, which raises their corporate tax burden. Faced with pressure from financial institutions to revise the system, the government and ruling parties plan to study how to clarify the inclusion rules. This would make it easier for foreign asset management companies to do business in Japan. Foreign professionals are also extremely wary of Japan’s inheritance tax. When a foreigner who has lived in Japan for a certain period of time dies, his or her overseas assets are also subject to inheritance tax, so it is commonly said among wealthy foreigners that one should “never die in Japan”, and many balk at coming here to live. *(Phnom Penh Post)*

Historical Trading Data (Latest Month)

Date	Index/Stock	Open	High	Low	Close	Change	Δ (%)	Volume	Value (mil. KHR)	Value (\$)*	Mar. Cap. (mil. KHR)	Remain Quantity	
												Sell	Buy
25/09/20	Index	659.03	660.80	658.45	660.33	-0.78	▼0.12%	19,070	166,229,320	41,557	10,015,045	107,990	31,945
	PPWSA	6,140	6,140	6,140	6,140	40.00	▲0.65%	100	614,000	153.50	534,015	9,952	4,633
	GTI	3,300	3,300	3,300	3,300	0.00	0.00%	0	0	0.00	132,000	3,975	355
	PPAP	11,680	11,680	11,680	11,680	-20.00	▼0.17%	100	1,168,000	292.00	241,593	8,783	6,383
	PPSP	2,300	2,300	2,200	2,280	-10.00	▼0.43%	1,549	3,453,100	863.28	163,875	42,056	7,417
	PAS	13,980	14,020	13,980	14,020	40.00	▲0.28%	2,522	35,282,580	8,820.65	1,202,523	8,302	2,022
	ABC	17,280	17,340	17,280	17,300	0.00	0.00%	5,527	95,602,200	23,900.55	7,493,720	26,872	5,642
PEPC	3,220	3,300	3,200	3,300	80.00	▲2.48%	9,272	30,109,440	7,527.36	247,319	8,050	5,493	
23/09/20	Index	659.77	661.57	658.98	659.55	-0.22	▼0.03%	9,648	139,652,800	34,913	10,003,272	93,424	24,855
	PPWSA	6,180	6,180	6,100	6,100	40.00	▲0.66%	88	537,840	134.46	530,536	8,818	2,735
	GTI	3,300	3,300	3,300	3,300	-90.00	▼2.65%	280	924,000	231.00	132,000	3,981	1,060
	PPAP	11,700	11,700	11,680	11,700	0.00	0.00%	1,605	18,756,000	4,689.00	242,007	5,019	1,645
	PPSP	2,290	2,290	2,290	2,290	0.00	0.00%	0	0	0.00	164,594	39,821	3,504
	PAS	14,000	14,060	13,980	13,980	-20.00	▼0.14%	2,236	31,317,240	7,829.31	1,199,092	8,695	3,128
	ABC	17,320	17,340	17,280	17,300	0.00	0.00%	5,014	86,747,220	21,686.81	7,493,720	14,815	8,618
PEPC	3,240	3,240	3,220	3,220	-20.00	▼0.61%	425	1,370,500	342.63	241,323	12,275	4,165	
22/09/20	Index	661.11	664.41	659.77	659.77	-1.15	▼0.17%	17,723	215,746,570	53,937	10,006,608	118,618	52,424
	PPWSA	6,180	6,180	6,060	6,060	-40.00	▼0.65%	5,101	30,974,180	7,743.55	527,057	12,404	6,859
	GTI	3,390	3,390	3,390	3,390	0.00	0.00%	0	0	0.00	135,600	4,711	370
	PPAP	11,700	11,700	11,700	11,700	200.00	▲1.73%	520	6,084,000	1,521.00	242,007	9,598	10,861
	PPSP	2,300	2,300	2,290	2,290	0.00	0.00%	377	863,930	215.98	164,594	43,944	12,613
	PAS	14,300	14,300	13,980	14,000	0.00	0.00%	4,822	67,817,800	16,954.45	1,200,808	13,091	5,627
	ABC	17,340	17,380	17,300	17,300	-40.00	▼0.23%	6,222	107,798,540	26,949.64	7,493,720	17,404	8,603
PEPC	3,280	3,280	3,240	3,240	-10.00	▼0.30%	681	2,208,120	552.03	242,822	17,466	7,491	
21/09/20	Index	663.74	664.67	659.34	660.92	-0.79	▼0.12%	28,575	371,930,540	92,983	10,024,026	115,583	44,349
	PPWSA	6,100	6,100	6,000	6,100	0.00	0.00%	3,245	19,630,000	4,907.50	530,536	10,763	7,760
	GTI	3,410	3,410	3,390	3,390	290.00	▲9.35%	38	129,520	32.38	135,600	702	2,216
	PPAP	11,700	11,700	11,500	11,500	-200.00	▼1.70%	6,069	69,818,060	17,454.52	237,870	7,345	5,525
	PPSP	2,300	2,300	2,290	2,290	-10.00	▼0.43%	88	202,140	50.54	164,594	39,614	6,769
	PAS	14,300	14,320	14,000	14,000	-320.00	▼2.23%	10,516	147,482,860	36,870.72	1,200,808	12,300	6,434
	ABC	17,320	17,400	17,300	17,340	20.00	▲0.11%	7,581	131,317,140	32,829.29	7,511,047	31,072	8,918
PEPC	3,220	3,250	3,190	3,250	0.00	0.00%	1,038	3,350,820	837.71	243,571	13,787	6,727	
15/09/20	Index	663.10	664.03	660.93	661.71	-2.11	▼0.32%	23,836	155,004,200	38,751	10,036,065	98,030	30,630
	PPWSA	6,140	6,140	6,000	6,100	20.00	▲0.32%	6,413	38,541,300	9,635.33	530,536	6,129	5,544
	GTI	3,100	3,100	3,100	3,100	20.00	▲0.64%	0	0	0.00	124,000	410	3,933
	PPAP	11,660	11,700	11,500	11,700	20.00	▲0.17%	1,563	18,248,820	4,562.21	242,007	6,054	2,497
	PPSP	2,300	2,350	2,300	2,300	0.00	0.00%	11,047	25,411,100	6,352.78	165,313	40,412	1,270
	PAS	14,000	14,400	14,000	14,320	220.00	▲1.56%	1,962	27,641,600	6,910.40	1,228,255	8,689	5,685
	ABC	17,400	17,400	17,300	17,320	20.00	▲0.11%	2,543	44,159,380	11,039.85	7,502,383	20,946	9,057
PEPC	3,290	3,290	3,230	3,250	20.00	▲0.61%	308	1,002,000	250.50	243,571	15,390	2,644	
14/09/20	Index	661.45	664.19	659.60	659.60	-0.47	▼0.07%	19,456	258,529,200	64,632	10,004,080	73,002	42,866
	PPWSA	6,000	6,100	6,000	6,080	0.00	0.00%	2,588	15,673,940	3,918.49	528,797	7,459	3,751
	GTI	3,080	3,080	3,080	3,080	0.00	0.00%	0	0	0.00	123,200	390	1,280
	PPAP	11,680	11,680	11,680	11,680	0.00	0.00%	200	2,336,000	584.00	241,593	6,745	6,365
	PPSP	2,300	2,300	2,300	2,300	0.00	0.00%	440	1,012,000	253.00	165,313	17,140	5,200
	PAS	14,600	14,600	14,100	14,100	-140.00	▼0.98%	2,174	30,808,140	7,702.04	1,209,385	10,084	4,224
	ABC	17,300	17,360	17,280	17,300	20.00	▲0.11%	11,600	200,760,080	50,190.02	7,493,720	20,752	14,027
PEPC	3,240	3,260	3,230	3,230	-50.00	▼1.52%	2,454	7,939,040	1,984.76	242,072	10,432	8,019	
11/09/20	Index	659.48	661.05	658.50	660.07	1.16	▲0.18%	9,122	97,342,830	24,336	10,011,172	83,942	44,815
	PPWSA	6,080	6,080	6,000	6,080	80.00	▲1.33%	431	2,608,600	652.15	528,797	5,586	4,956
	GTI	3,080	3,080	3,080	3,080	0.00	0.00%	0	0	0.00	123,200	1,210	2,490
	PPAP	11,640	11,680	11,640	11,680	100.00	▲0.86%	57	663,880	165.97	241,593	6,594	3,765
	PPSP	2,300	2,300	2,300	2,300	30.00	▲1.32%	150	345,000	86.25	165,313	16,273	5,573
	PAS	14,400	14,400	14,120	14,240	40.00	▲0.28%	1,750	24,843,260	6,210.82	1,221,393	8,954	7,049
	ABC	17,300	17,300	17,280	17,280	0.00	0.00%	3,352	57,943,100	14,485.78	7,485,057	29,435	16,514
PEPC	3,300	3,300	3,220	3,280	40.00	▲1.23%	3,382	10,938,990	2,734.75	245,820	15,890	4,468	
10/09/20	Index	661.94	662.34	658.91	658.91	-3.03	▼0.46%	10,518	130,904,640	32,726	9,993,561	84,903	54,500
	PPWSA	6,080	6,080	6,000	6,000	-80.00	▼1.31%	280	1,680,800	420.20	521,839	7,265	5,008
	GTI	3,080	3,080	3,080	3,080	0.00	0.00%	0	0	0.00	123,200	390	3,826
	PPAP	11,640	11,640	11,580	11,580	-80.00	▼0.68%	334	3,870,560	967.64	239,525	6,848	3,725
	PPSP	2,250	2,270	2,250	2,270	-30.00	▼1.30%	1,100	2,477,000	619.25	163,156	16,355	7,861
	PAS	14,200	14,580	14,200	14,200	-300.00	▼2.06%	5,029	71,579,380	17,894.85	1,217,962	7,269	6,693
	ABC	17,300	0	17,280	17,280	-20.00	▼0.11%	2,782	48,080,260	12,020.07	7,485,057	32,759	18,870
PEPC	3,240	3,240	3,230	3,240	-10.00	▼0.30%	993	3,216,640	804.16	242,822	14,017	8,517	
09/09/20	Index	660.69	662.62	660.00	661.94	1.25	▲0.19%	8,840	141,751,940	35,438	10,039,474	90,046	47,018
	PPWSA	6,080	6,080	6,000	6,080	80.00	▲1.33%	306	1,844,320	461.08	528,797	5,040	9,904
	GTI	3,080	3,080	3,080	3,080	0.00	0.00%	0	0	0.00	123,200	733	3,194
	PPAP	11,660	11,660	11,660	11,660	0.00	0.00%	200	2,332,000	583.00	241,180	6,620	3,798
	PPSP	2,300	2,300	2,300	2,300	0.00	0.00%	0	0	0.00	165,313	16,230	6,885
	PAS	14,380	14,600	14,340	14,500	140.00	▲0.97%	751	10,867,820	2,716.96	1,243,694	6,717	5,734
	ABC	17,300	17,340	17,280	17,300	0.00	0.00%	7,263	125,667,800	31,416.95	7,493,720	36,684	9,859
PEPC	3,250	3,250	3,250	3,250	0.00	0.00%	320	1,040,000	260.00	243,571	18,022	7,644	
08/09/20	Index	659.13	660.69	658.51	660.69	1.56	▲0.24%	12,713	127,172,810	31,793	10,156,028	78,762	67,974
	PPWSA	6,000	6,000	6,000	6,000	0.00	0.00%	263	1,578,000	394.50	521,839	4,338	2,015
	GTI	3,080	3,080	3,080	3,080	20.00	▲0.65%	0	0	0.00	123,200	733	8,899
	PPAP	11,660	11,660	11,540	11,660	0.00	0.00%	110	1,274,200	318.55	241,180	6,509	7,535
	PPSP	2,300	2,300	2,250	2,300	0.00	0.00%	930					

The securities for your own trust | See important disclosures at the end of this report

	PPWSA	6,060	6,060	6,000	6,000	40.00	▲0.67%	910	5,462,480	1,365.62	521,839	18,561	4,817
	GTI	3,350	3,350	3,060	3,060	-330.00	▼9.73%	546	1,698,480	424.62	122,400	13,954	6,369
	PPAP	11,680	11,680	11,660	11,660	-20.00	▼0.17%	89	1,038,820	259.71	241,180	7,237	2,017
	PPSP	2,300	2,300	2,300	2,300	0.00	2.17%	142	326,600	81.65	165,313	3,792	4,459
	PAS	14,600	14,600	14,120	14,120	-480.00	▼3.28%	3,728	53,074,800	13,268.70	1,211,100	5,959	4,612
	ABC	17,300	17,300	17,200	17,300	-40.00	▼0.23%	13,596	234,642,240	58,660.56	7,493,720	35,455	19,189
	PEPC	3,300	3,300	3,220	3,220	-70.00	▼2.12%	6,004	19,545,240	4,886.31	241,323	13,418	9,150
04/09/20	Index	664.78	665.86	662.43	664.00	0.89	▲0.13%	12,867	123,366,450	30,842	10,070,752	109,485	53,466
	PPWSA	6,100	6,100	5,960	5,960	20.00	▲0.33%	651	3,922,900	980.73	518,360	8,583	4,886
	GTI	3,390	3,390	3,390	3,390	-50.00	▼1.45%	0	0	0.00	135,600	9,646	591
	PPAP	11,680	11,680	11,680	11,680	100.00	▲0.86%	70	817,600	204.40	241,593	6,768	7,415
	PPSP	2,300	2,300	2,300	2,300	30.00	▲1.32%	200	460,000	115.00	165,313	15,980	5,433
	PAS	14,720	14,720	14,400	14,600	-100.00	▼0.68%	642	9,284,440	2,321.11	1,252,271	6,705	5,108
	ABC	17,360	17,360	17,240	17,340	40.00	▲0.23%	5,122	88,544,480	22,136.12	7,511,047	46,656	20,045
03/09/20	PEPC	3,270	3,310	3,270	3,290	10.00	▲0.30%	6,182	20,337,030	5,084.26	246,569	15,147	9,988
	Index	665.51	666.64	663.02	663.11	-0.68	▼0.10%	32,735	240,754,020	60,189	10,057,290	108,724	58,455
	PPWSA	6,080	6,080	5,940	5,940	-140.00	▼2.30%	1,104	6,644,420	1,661.11	516,621	6,791	6,000
	GTI	3,440	3,440	3,440	3,440	-60.00	▼1.71%	1	3,440	0.86	137,600	2,576	321
	PPAP	11,680	11,680	11,540	11,580	-100.00	▼0.85%	1,525	17,601,700	4,400.43	239,525	6,670	3,938
	PPSP	2,300	2,300	2,270	2,270	-30.00	▼1.30%	746	1,693,450	423.36	163,156	19,124	6,820
	PAS	14,700	14,700	14,700	14,700	200.00	▲1.37%	21	308,700	77.18	1,260,848	5,993	8,120
02/09/20	ABC	17,380	17,380	17,300	17,300	-20.00	▼0.11%	8,503	147,292,460	36,823.12	7,493,720	53,236	13,161
	PEPC	3,200	3,280	3,190	3,280	0.00	0.00%	20,835	67,209,850	16,802.46	245,820	14,334	20,095
	Index	665.69	666.77	662.23	663.79	-0.19	▼0.03%	28,956	218,529,520	54,632	10,067,599	124,025	52,925
	PPWSA	6,080	6,080	6,080	6,080	0.00	0.00%	451	2,742,080	685.52	528,797	7,408	4,543
	GTI	3,500	3,500	3,500	3,500	-70.00	▼1.96%	0	0	0.00	140,000	10,884	270
	PPAP	11,680	11,680	11,680	11,680	0.00	0.00%	230	2,686,400	671.60	241,593	6,675	5,960
	PPSP	2,300	2,300	2,300	2,300	0.00	0.00%	752	1,729,600	432.40	165,313	22,361	3,995
01/09/20	PAS	14,200	14,700	14,200	14,500	0.00	0.00%	3,740	53,398,440	13,349.61	1,243,694	5,202	6,248
	ABC	17,380	17,400	17,320	17,320	0.00	0.00%	5,736	99,500,680	24,875.17	7,502,383	58,334	21,134
	PEPC	3,270	3,280	3,200	3,280	0.00	0.00%	18,047	58,472,320	14,618.08	245,820	13,161	10,775
	Index	664.82	667.07	661.74	663.98	0.32	▲0.05%	32,178	243,645,800	60,911	10,070,399	108,551	45,030
	PPWSA	6,080	6,080	6,040	6,080	80.00	▲1.33%	173	1,049,760	262.44	528,797	5,252	4,059
	GTI	3,570	3,570	3,570	3,570	170.00	▲5.00%	32	114,240	28.56	142,800	4,499	270
	PPAP	11,680	11,680	11,680	11,680	0.00	0.00%	64	747,520	186.88	241,593	6,866	4,575
31/08/20	PPSP	2,300	2,300	2,300	2,300	0.00	0.00%	153	351,900	87.98	165,313	22,242	7,360
	PAS	14,220	14,680	14,220	14,500	0.00	0.00%	1,348	19,664,320	4,916.08	1,243,694	5,141	7,709
	ABC	17,400	17,400	17,300	17,320	0.00	0.00%	8,667	150,236,400	37,559.10	7,502,383	43,700	15,009
	PEPC	3,400	3,400	3,270	3,280	-120.00	▼3.52%	21,741	71,481,660	17,870.42	245,820	20,851	6,048
	Index	665.67	670.20	658.25	663.66	-0.87	▼0.13%	26,266	340,772,360	85,193	10,065,635	119,543	52,760
	PPWSA	6,080	6,080	6,000	6,000	0.00	0.00%	3,955	23,792,560	5,948.14	521,839	7,539	7,839
	GTI	3,500	3,500	3,150	3,400	-100.00	▼2.85%	241	821,150	205.29	136,000	9,735	649
28/08/20	PPAP	11,600	11,680	11,600	11,680	20.00	▲0.17%	215	2,495,200	623.80	241,593	6,746	1,220
	PPSP	2,290	2,300	2,290	2,300	20.00	▲7.56%	226	518,300	129.58	165,313	18,353	4,254
	PAS	14,720	14,720	13,500	14,500	-120.00	▼0.82%	3,167	45,296,760	11,324.19	1,243,694	6,058	12,239
	NEW	17,360	17,500	17,300	17,320	0.00	0.00%	14,729	255,158,780	63,789.70	7,502,383	53,078	14,769
	PEPC	3,400	3,410	3,380	3,400	-10.00	▼0.29%	3,733	12,689,610	3,172.40	254,813	18,034	11,790
	Index	667.80	668.59	663.89	664.53	-2.74	▼0.41%	35,245	391,398,270	97,850	10,078,826	123,335	57,722
	PPWSA	6,100	6,100	6,000	6,000	-100.00	▼1.63%	540	3,250,000	812.50	521,839	13,485	3,232
27/08/20	GTI	3,500	3,500	3,500	3,500	0.00	0.00%	0	0	0.00	140,000	6,120	57
	PPAP	11,680	11,680	11,660	11,660	-20.00	▼0.17%	68	793,480	198.37	241,180	6,656	5,452
	PPSP	2,300	2,300	2,250	2,280	-20.00	▼0.86%	1,260	2,886,000	721.50	163,875	16,639	6,856
	PAS	14,780	14,780	14,620	14,620	-160.00	▼1.08%	2,451	35,925,840	8,981.46	1,253,986	5,505	2,545
	ABC	17,380	17,400	17,260	17,320	-40.00	▼0.23%	17,480	302,719,660	75,679.92	7,502,383	50,775	25,318
	PEPC	3,400	3,450	3,400	3,410	0.00	0.00%	13,446	45,823,290	11,455.82	255,562	24,155	14,262
	Index	663.05	668.61	663.05	667.27	1.48	▲0.22%	19,107	193,944,430	48,486	10,120,424	105,568	64,322
26/08/20	PPWSA	6,100	6,100	6,000	6,100	0.00	0.00%	1,744	10,556,160	2,639.04	530,536	11,507	11,592
	GTI	3,500	3,500	3,500	3,500	0.00	0.00%	0	0	0.00	140,000	1,776	125
	PPAP	11,680	11,680	11,680	11,680	-20.00	▼0.17%	508	5,933,440	1,483.36	241,593	6,699	1,942
	PPSP	2,300	2,300	2,300	2,300	0.00	0.00%	371	853,300	213.33	165,313	21,966	6,566
	PAS	14,700	14,800	14,700	14,780	0.00	0.00%	1,819	26,876,220	6,719.06	1,267,710	7,237	2,983
	ABC	17,220	17,400	17,220	17,360	60.00	▲0.34%	7,169	124,132,860	31,033.22	7,519,710	30,148	19,389
	PEPC	3,450	3,450	3,400	3,410	-40.00	▼1.15%	7,496	25,592,450	6,398.11	255,562	26,235	21,725
25/08/20	Index	662.19	665.79	661.04	665.79	3.11	▲0.79%	25,893	263,064,390	65,766	10,097,846	112,040	64,264
	PPWSA	6,000	6,100	5,840	6,100	260.00	▲4.45%	3,745	22,167,060	5,541.77	530,536	5,425	5,865
	GTI	3,500	3,500	3,500	3,500	-100.00	▼2.77%	0	0	0.00	140,000	10,036	108
	PPAP	11,700	11,700	11,700	11,700	20.00	▲0.17%	344	4,024,800	1,006.20	242,007	6,161	2,402
	PPSP	2,270	2,300	2,270	2,300	30.00	▲1.32%	1,892	4,322,750	1,080.69	165,313	17,237	5,507
	PAS	14,700	14,780	14,700	14,780	100.00	▲0.68%	238	3,498,680	874.67	1,267,710	3,925	3,257
	ABC	17,220	17,340	17,220	17,300	40.00	▲0.23%	11,707	201,968,200	50,492.05	7,493,720	43,811	20,104
	PEPC	3,350	3,450	3,350	3,450	0.00	0.00%	7,967	27,082,900	6,770.73	258,560	25,445	27,021
	Index	660.90	662.68	660.11	665.79	3.11	▲0.23%	39,011	339,730,470	84,933	10,097,846	88,281	73,470
	PPWSA	5,800	5,840	5,800	6,100	260.00	▲0.68%	556	3,226,720	806.68	530,536	5,982	9,419
	GTI	3,600	3,600	3,600	3,500	-100.00	▼9.09%	1	3,600	0.90	140,000	9,780	185
	PPAP	11,600	11,680	11,600	11,700	20.00	▲0.00%	89	1,036,400	259.10	242,007	6,792	2,216
	PPSP	2,270	2,270	2,270	2,300	30.00	▲9.66%	3,448	7,826,960	1,956.74	165,313	0	13,746
	PAS	14,800	14,840	14,600	14,780	100.00	▲1.07%	5,002	73,411,480	18,352.87	1,267,710	9,794	3,243
	ABC	17,280	17,280	17,200	17,300	40.00	▲0.11%	11,019	189,782,500	47,445.63	7,493,720	32,366	21,883
	PEPC	3,420	3,450	3,380	3,450	-30.00	▼0.86%	18,896	64,442,810	16,110.70	258,560	23,567	22,778

Source: Data from CSX, and Compiled by ACS

*Exchange Rate: USD1=KHR 4,000

DISCLAIMER

ALL RESEARCH is based on material compiled from data considered to be reliable at the time of writing. However, information and opinions expressed will be subject to change at short notice, and no part of this report is to be construed as an offer or solicitation of an offer to transact any securities or financial instruments whether referred to herein or otherwise. We do not accept any liability directly or indirectly that may arise from investment decision-making based on this report. The company, its directors, officers, employees and/or connected persons may periodically hold an interest in the securities mentioned.

All Rights Reserved. No part of this publication may be used or re-produced without expressed permission from **ACLEDA SECURITIES PLC.**

ACLEDA IN GROUP

ACLEDA BANK PLC.

HEADQUARTERS

61, Preah Monivong Blvd., Sangkat Srah Chork,
Khan Daun Penh, Phnom Penh, Kingdom of Cambodia.
P.O. Box: 1149
Tel: (855) 23 998 777 / 430 999
Fax: (855) 23 998 666 / 430 555
E-mail: acledabank@acledabank.com.kh
Website: www.acledabank.com.kh
SWIFT: ACLBKHP

ACLEDA BANK PLC.

CASH SETTLEMENT, SECURITIES REGISTRAR, SECURITIES TRANSFER, AND
PAYING AGENT

HEADQUARTERS

61, Preah Monivong Blvd., Sangkat Srah Chork,
Khan Daun Penh, Phnom Penh, Kingdom of Cambodia.
P.O. Box: 1149
Tel: (855) 23 998 777 / 430 999
Fax: (855) 23 998 666 / 430 555
E-mail: acledabank@acledabank.com.kh
Website: www.acledabank.com.kh
SWIFT: ACLBKHP

ACLEDA BANK LAO LTD.

HEADQUARTERS

#398, Corner of Dongpalane and Dongpaina Road, Unit 20,
Phonesavanh
Neua Village, Sisattanak District, Vientiane Capital, Lao PDR.
P.O. Box: 1555
Hotline :1800
Tel: +856 (0)21 264 994 / 264 998
Fax: +856 (0)21 264 995/ 219 228
E-mail: acledabank@acledabank.com.la
Website: www.acledabank.com.la
SWIFT: ACLBLALA

ACLEDA SECURITIES PLC.

HEADQUARTERS

5th Floor, ACLEDA Building
61, Preah Monivong Blvd., Sangkat Srah Chork,
Khan Daun Penh, Phnom Penh, Kingdom of Cambodia.
Tel: (855) 23 723 388 / 999 966 / 999 977
Email: acs.rep@acledasecurities.com.kh
Website: www.acledasecurities.com.kh

ACLEDA INSTITUTE OF BUSINESS

HEADQUARTERS

Address: #1397, Phnom Penh-Hanoi
Friendship Blvd., Phum Anlong Kngan, Sangkat Khmuonh, Khan
Saensokh, Phnom Penh, Kingdom of Cambodia
P. O. Box: 1149
Tel: + 855 (0)23 881 790 / 999 944
E-mail: info@acleda-aib.edu.kh
Website: www.acleda-aib.edu.kh

ACLEDA MFI MYANMAR CO., LTD.

HEADQUARTERS

#186(B), ShweGonTaing Road, Yae Tar Shae Block,
Bahan Township, Yangon Region,
The Republic of the Union of Myanmar.
Tel: (+95-1) 559 475 / 552 956
Website: www.acledamfi.com.mm